



KINDERGARTEN PARENT SURVEY

# 2018-2019 Ontario Implementations

Preliminary Results

(Do not reproduce without permission)



# TABLE OF CONTENTS

Introduction -	2
Demographics -	3
Parental Leave -	4
Child Care -	5
Income & Employment -	6
Education -	7
Community -	7
Activities -	9

## WHAT IS THE KPS

The Kindergarten Parent Survey (KPS) is a useful companion questionnaire to the Early Development Instrument (EDI). The EDI provides a snapshot of how children are developing; the KPS complements it with the context for understanding EDI results. The KPS provides information on specific or unique local factors (in neighbourhoods or communities) that may influence a child's developmental health. The results help local service providers to understand the context in which children live, grow, and learn in their early years and to help guide service planning and work towards improving the well-being of children.



The need for more information on family characteristics and experiences of children before entering kindergarten led to the development of a KPS. In 2003, the Offord Centre for Child Studies developed the instrument in collaboration with the Halton Region and Halton District School Boards.

# KPS 2018-2019



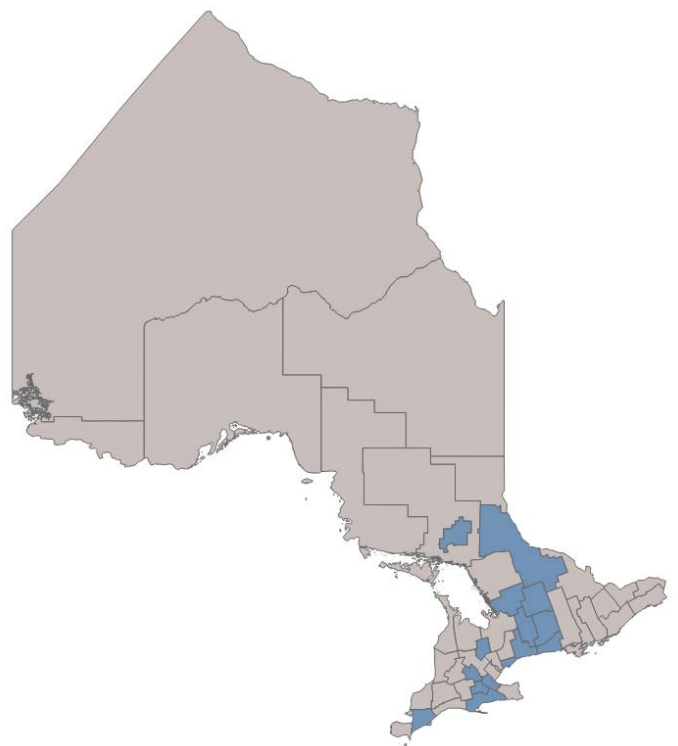
## WHAT'S NEW WITH THE KPS?

In the past the KPS was implemented as a paper survey that was distributed to all parents of kindergarten students that could be returned via postage-paid envelope or directly in their child's backpack. This year the Offord Centre distributed the KPS as an electronic questionnaire.

The KPS included questions common to all communities, as well as community-specific ones. Each community was allowed to add 10 questions.


## WHICH COMMUNITIES PARTICIPATED?

- Brant
- Chatham-Kent
- Dufferin
- Durham
- Greater Sudbury
- Haldimand-Norfolk
- Hamilton
- Kawartha Lakes and Haliburton
- Muskoka
- Nipissing
- Northumberland
- Peterborough
- Toronto
- Waterloo



Please note that some questions have a high number of missing responses so the results of this report should be interpreted with caution.

# Demographics



**91.5% of parents have English as a first language (child, 94.8%)**

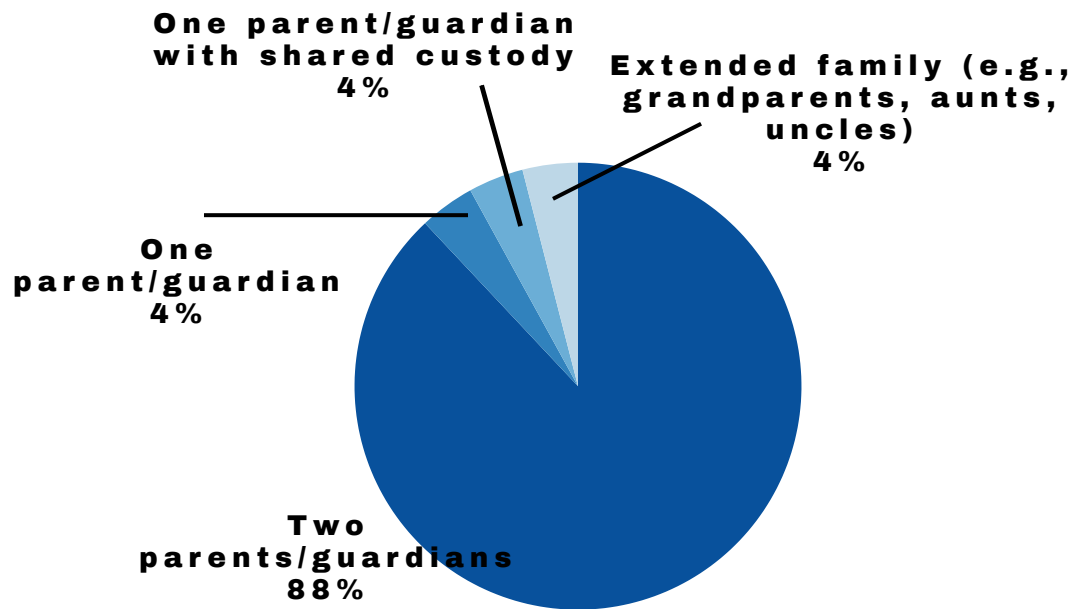


**2.5% of parents self-identified as Indigenous (child, 2.1%)**

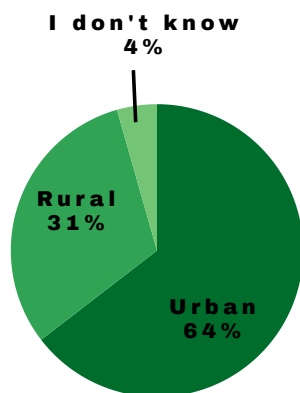


**13.1% of parents are immigrants to Canada (child, 2.5%)**

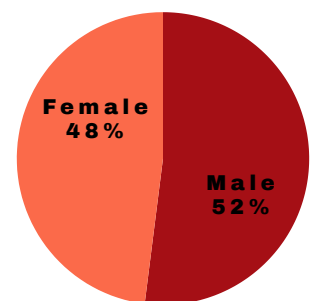
**Which of the following best describes your family?**



**Do you live in a rural or urban community?**

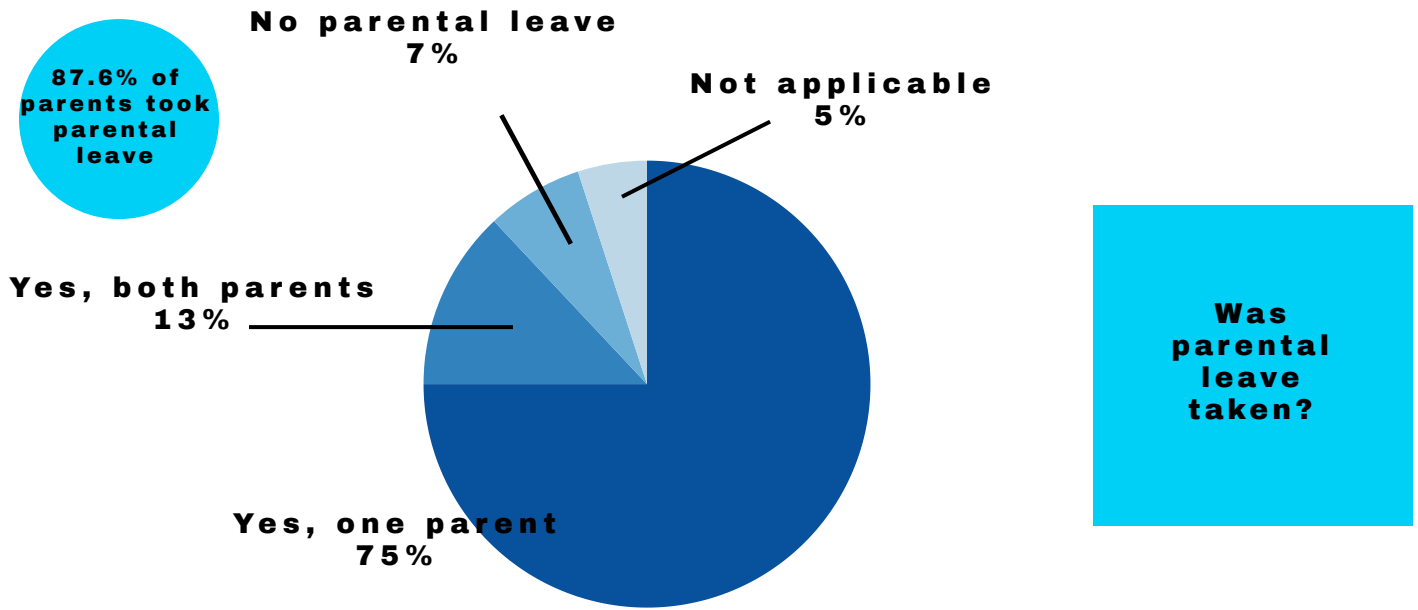


**What gender is your child?**





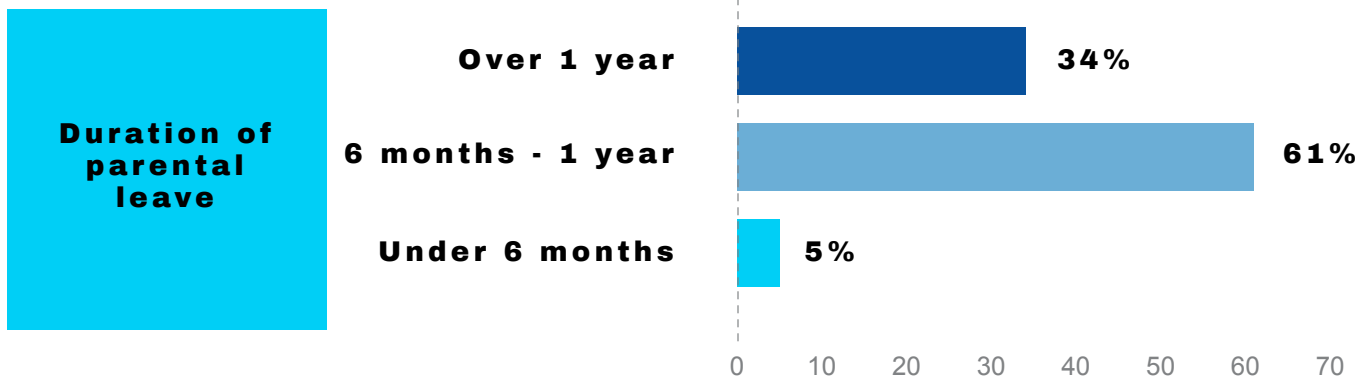
# Parental Leave



In Canada, both new parents have the right to take parental leave of up to 61 or 63 weeks of unpaid time off work.

A "parent" includes:

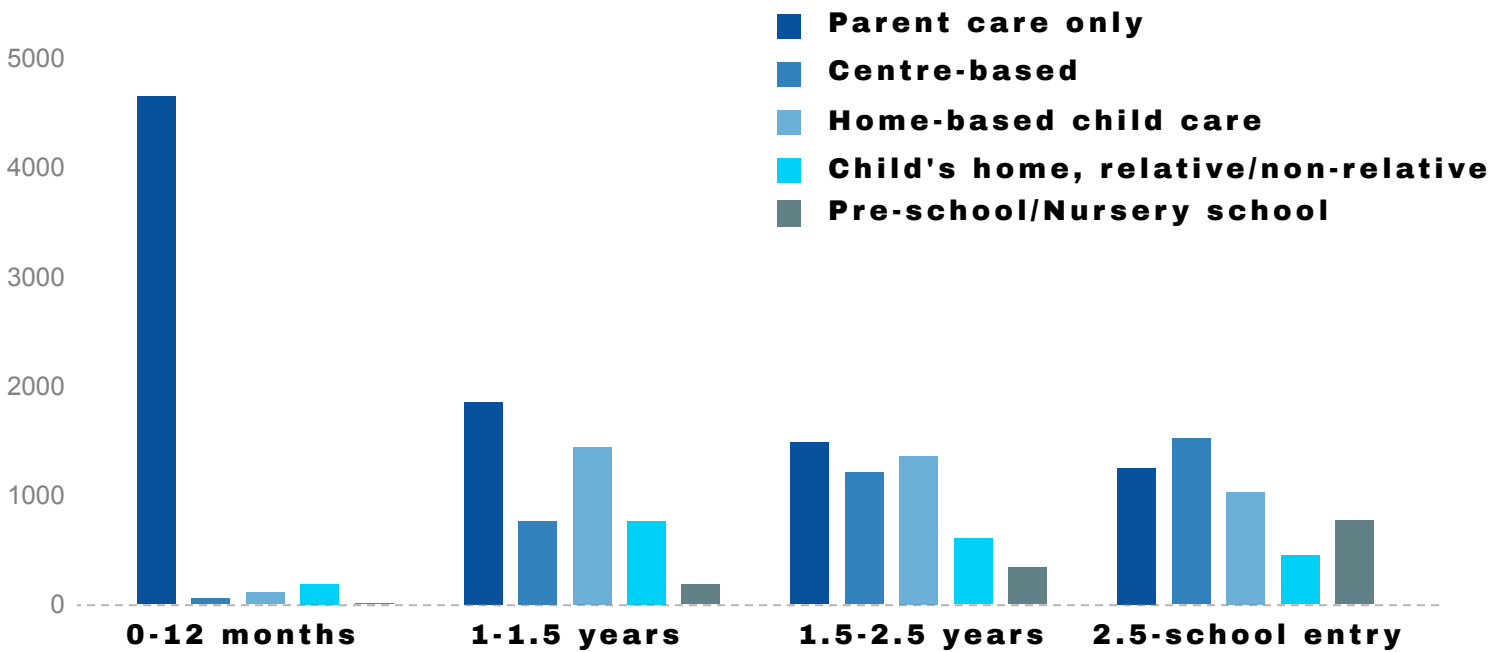
- a birth parent;
- an adoptive parent; or
- a person in a relationship with a parent of the child and who plans on treating the child as his or her own.



# Child Care

**Child's main type of care before school entry**

There are many options for child care in Canada, including nannies, home daycares, daycare centres, and pre-schools. When finding the most appropriate child care arrangement parents often balance the need between overall quality, convenience, availability, and cost of child care.



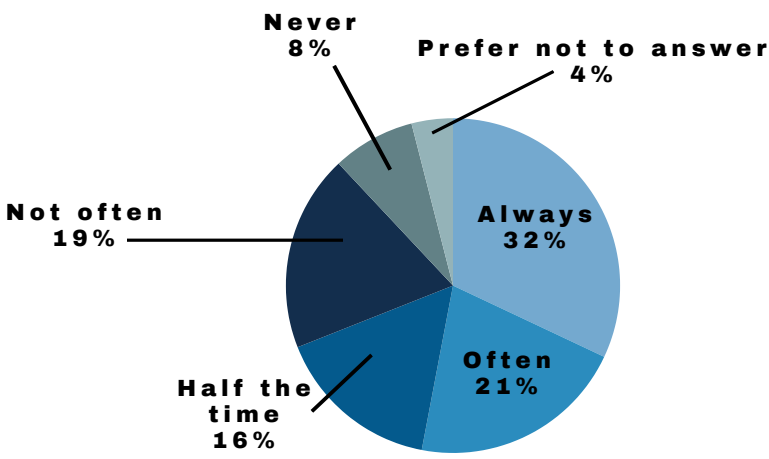
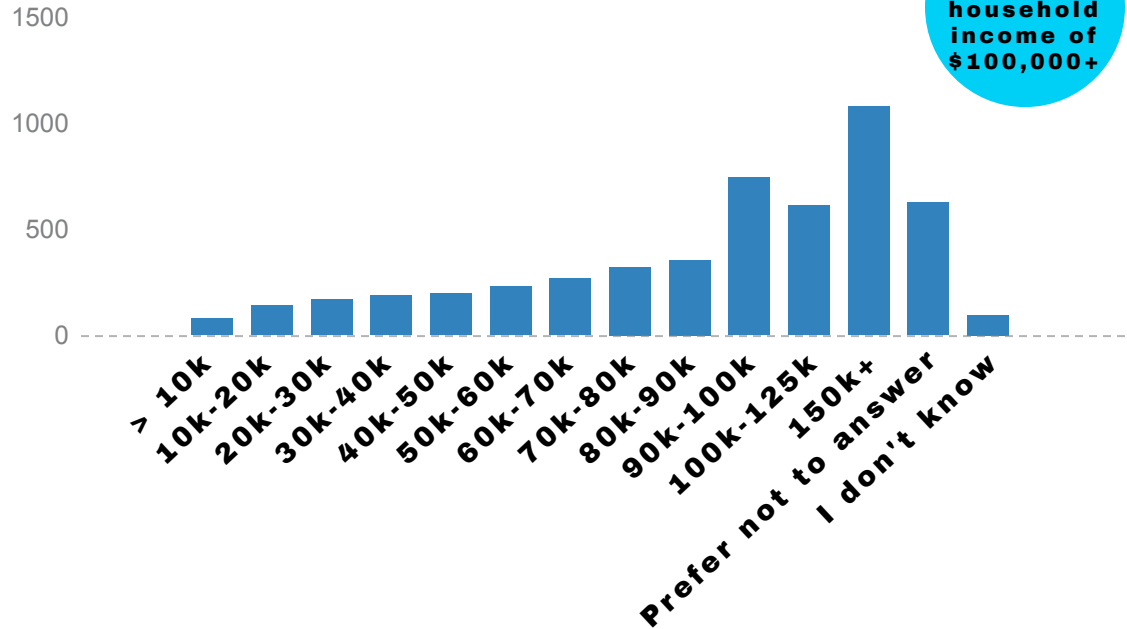
**39.3%**  
of parents use before or after school care

**12.2%**  
of parents lack access to necessary before or after school care

# Income & Employment

**55.0%** report household income of \$100,000+

**Household income before taxes**

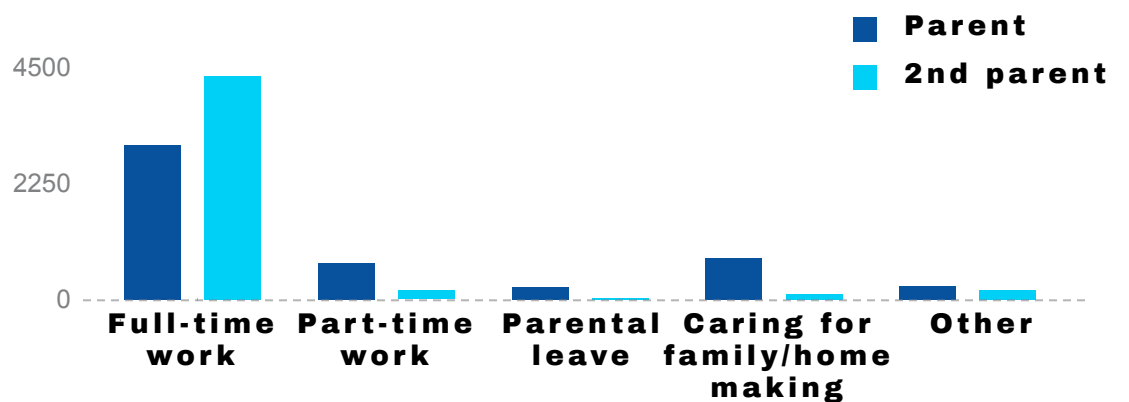


**After paying necessities do you have money left over at the end of the month?**

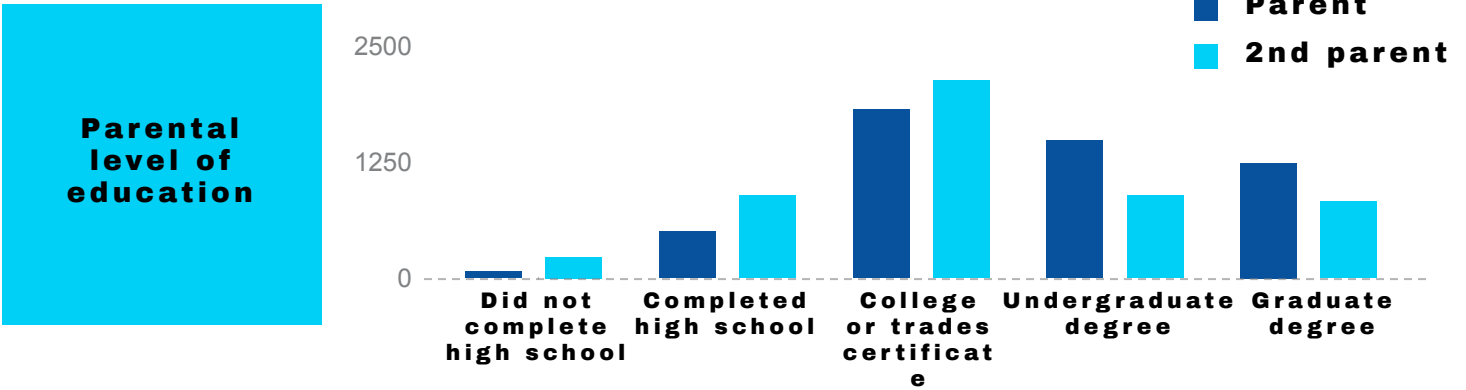


**26.7%** report never or not often having enough money left over at the end of the month

**Parental employment status**



# Education



## COMMUNITY



**88.6% of families report having family or family-like friends living nearby**

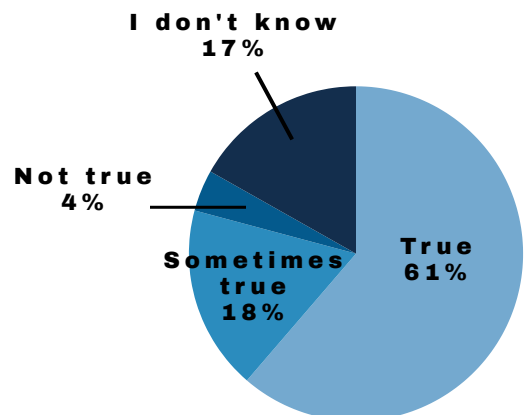


**Over 90% of parents report having access to a public park, library, and public pool**



Caring and supportive environments that promote healthy development greatly increase children's chances of future success.

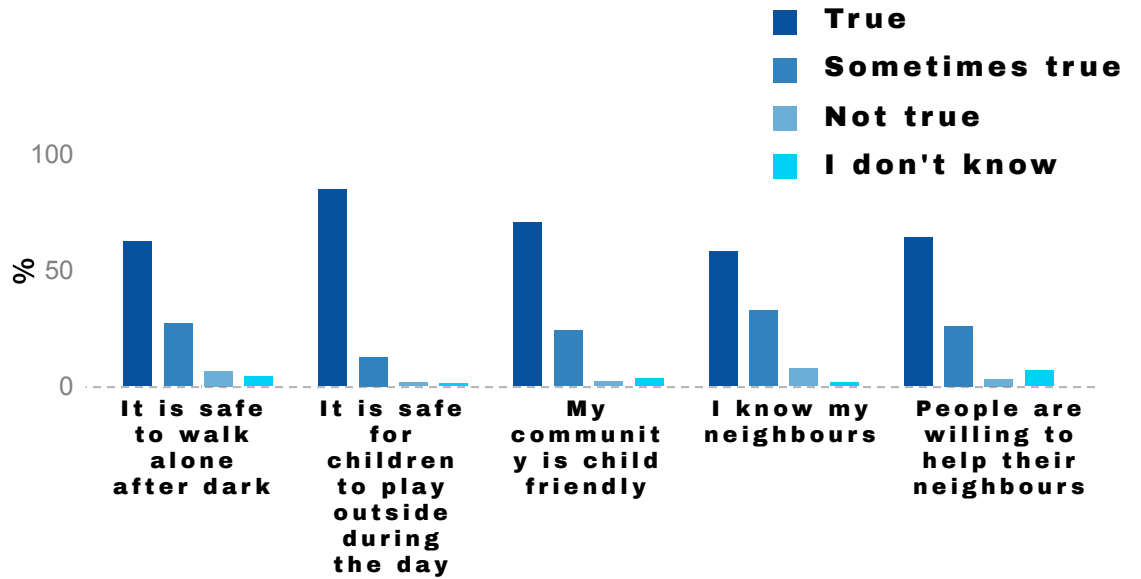
**There are adults in my community that my children can look up to**





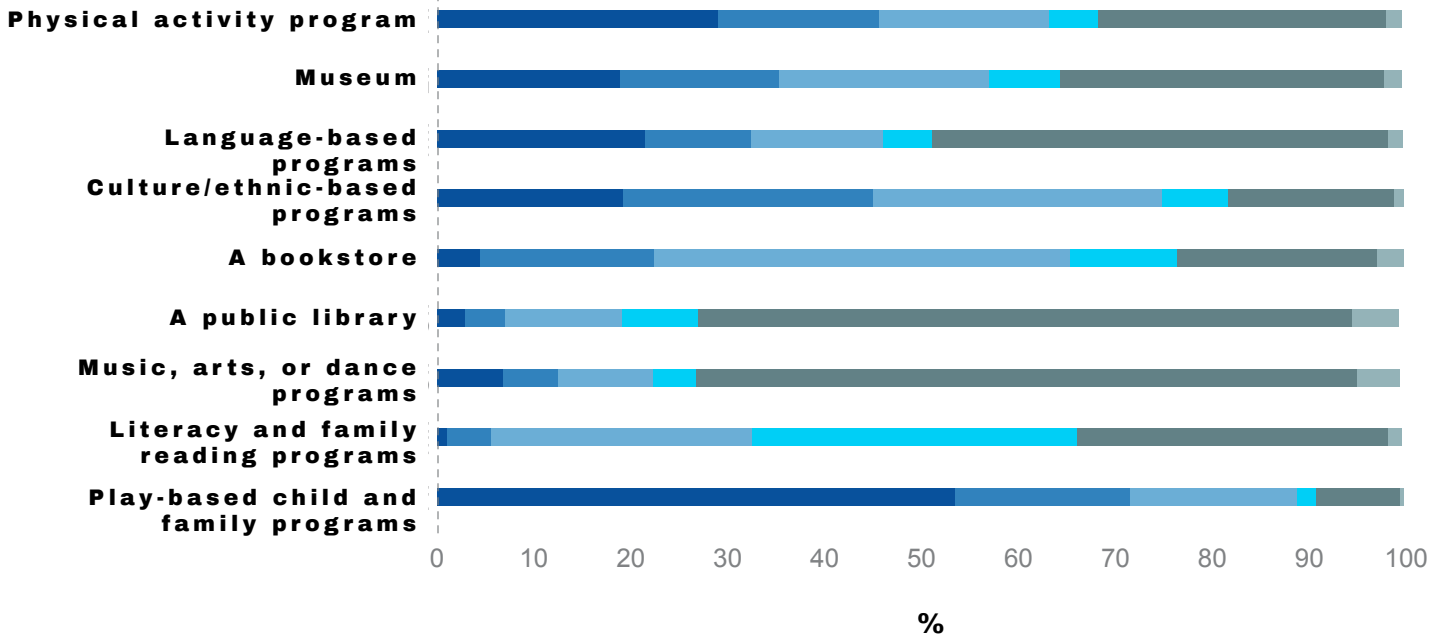
# Community

**Where we live...**



**In the year before your child started school, how often did your child attend/visit:**

- Once a week or more
- 1-3 times a month
- Several times a year
- Once a year
- Not at all
- I don't know




# Activities



**98.1% of families have a regular family doctor**



**91.6% of children have a regular bed time**

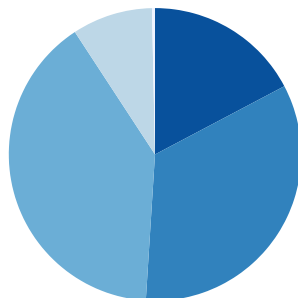


**97.7% report eating together as a family several times a week**

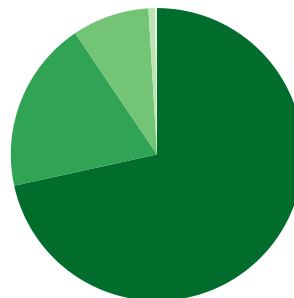


**93.2% of parents report their child's general health as good to excellent**

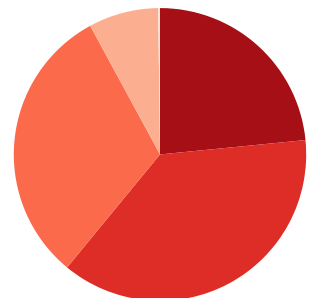
**Played simple math game**



**Told or read a story**

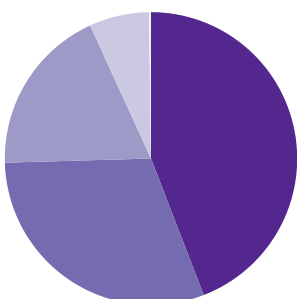


**Arts, crafts, or drawing**


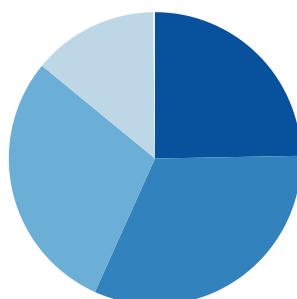


**In the past 7 days have you (or someone close to your child) done any of the following activities with your child not during school time:**

**Practiced letter sounds**

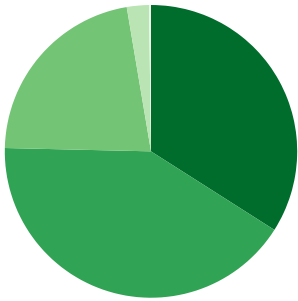


**Practiced printing letters/numbers**

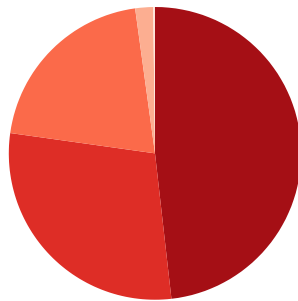


# Activities

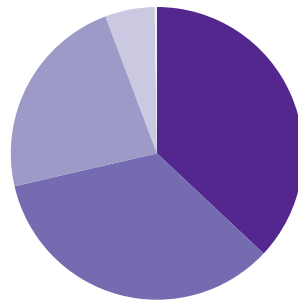
**Physical activities**



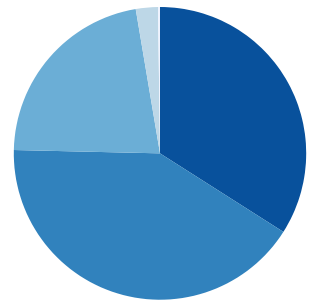
**Helped with chores**



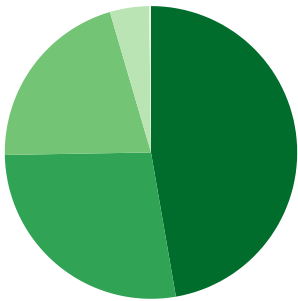
**Played together**




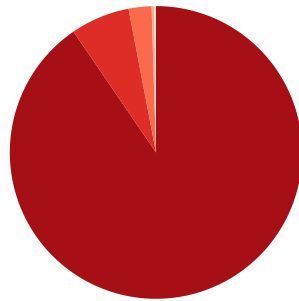
**Outside errands**




**Said songs or said rhymes**



**Talked about their day**



[www.edi.offordcentre.com](http://www.edi.offordcentre.com)



905-525-9140  
x21474



[edisrl@mcmaster.ca](mailto:edisrl@mcmaster.ca)



EarlyDevelopmentInstrument



@EDLOCCS

---